































MD Blocks Information

Cat. No.	Block Picture	Well Shape	Description	Well diameter	Well depth	Block dimension
MD-MP01-S		n/a	For Microplate; Titerplate (Plain block for single block unit only)	n/a	n/a	L128 x W87 x H62.3mm
MD-MP01-D		n/a	For Microplate; Titerplate (for dual block unit only)	n/a	n/a	L158 x W104 x H50mm (Height without lid screw)
MD-MP02-S			For 96 wells Deep Microplate or PCR plate (for single block unit only)	6.28 mm	15 mm	L128 x W87 x H69.5mm
MD-MP02-D			For 96 wells Deep Microplate or PCR plate (for dual block unit only)	6.28 mm	15 mm	L158 x W104 x H50mm
MD-B0.2			For 0.2ml tube, 64 wells (or 0.2ml PCR Strip tube for 8 wells x 8)	6.35 mm	17 mm	L104 x W79 x H50mm
MD-B0.5			For 0.5ml tube, 20 wells	7.9 mm	25 mm	L104 x W79 x H50mm
MD-B1.5			For 1.5 or 2.0ml tube, 20 wells	11 mm	33 mm	L104 x W79 x H50mm
MD-B1.5V			For 1.5ml V-shaped tube only, 20 wells	11 mm	33.4 mm	L104 x W79 x H50mm

MD Blocks Information

Cat. No.			Description	Well diameter	Well depth	Block dimension
MD-B0.5+1.5			Combination block for 0.5ml tube, 12 wells and for 1.5 or 2.0ml tube, 12 wells; (on the same side)	0.5ml→7.9 mm	0.5ml→25 mm	L104 x W79 x H50mm
				1.5ml→11 mm	1.5ml→33 mm	
MD-B0.5/1.5			Combination block, one side for 1.5 or 2.0ml tube, 20 wells, and another side for 0.5ml tube, 30 wells (on the opposite side)	0.5ml→7.9 mm	0.5ml→25 mm	L104 x W79 x H50mm
				1.5ml→11 mm	1.5ml→33 mm	
MD-B13			Well size 13.7 mm, 20 wells	13.7 mm	36.5 mm	L104 x W79 x H50mm
MD-B17			For 15ml centrifuge tube, 12 wells	17.3 mm	45 mm	L104 x W79 x H50mm
MD-B20			Well size 20mm 12 wells	20.7 mm	45 mm	L104 x W79 x H50mm
MD-B25			Well size 25.7mm 6 wells	25.7 mm	45 mm	L104 x W79 x H50mm
MD-B29			For 50ml centrifuge tube, 4 wells	29 mm	45 mm	L104 x W79 x H50mm
MD-BD01		n/a	Single bead MD dry bath block	n/a	n/a	L104 x W79 x H76mm

MD Blocks Information

Cat. No.	Block Picture	Well Shape	Description	Well diameter	Well depth	Block dimension
MD-BD02		n/a	Dual bead MD dry bath block	n/a	n/a	L158 x W104 x H76mm